

Mood Line 55 connect - *Partition with a fixed connection*

Modular in design in different formats and heights, tailored to ergonomic sit/stand desks, Mood Line connect is particularly at home in open office spaces. The walls, which are fully upholstered with a wall thickness of 55 mm, offer protection and the best acoustic conditions. The rounded corners at the upper free ends with a radius of 50 mm characterize the design. In addition to vertical side walls (available in heights of 1200/1400/1600 mm) with a strict geometry, Mood Line connect is particularly convincing in the version with trapezoidal side walls (available in heights of 1200/1400 mm). The widths and depths of the different positions are designed for table widths of 1200/1400/1600/1800/2000 mm and for desk depths of 800/900/1000 mm. Different widths and depths are possible. Offered in 17 fabric collections - divided into 5 price groups - they are sources of inspiration for a creative and at the same time highly sound-absorbing room structure. There are 10 fabric collections available as quilting fabric. Attachable glass attachment panels at heights of 300/400 mm provide additional protection while maintaining the lines of sight.

Best acoustic qualities thanks to intelligent multi-layer wall construction

The acoustic quality of the Mood Line partitions is the result of intensive research and continuous development. The dimensions and the materials used in the partitions' intelligent, multi-layer construction can be adapted to the acoustic requirements of each specific room. This not only means an optimum performance in terms of sound absorption but also Mood Line makes a great contribution to noise insulation at the workplace.

Renewable and 100% sustainable

Alongside the classic acoustic filler materials – a flame-retardant polyester fleece – Mood Line partitions are also available with a filling made of 100% pur new sheep's wool. Sheep's wool not only boasts outstanding acoustic properties, but also has the unique ability to filter the air in the room and lastingly neutralize it. Sheep's wool is a renewable raw material and is environmentally friendly and recyclable, and is therefore 100% sustainable.



Trapezoid with glass top Trapezoid



Rectangle with glass top Rectangle

Daten Mood Line 55 connect *Partition with a fixed connection*

Wall thickness 55 mm

Fully upholstered version

Side walls perpendicular or trapezoidal

Outrigger foot on the inside for table support,
powder-coated RAL 7016 anthracite gray /
RAL 9006 white aluminum

Highly sound-absorbing according to DIN EN ISO 354

Filler B1 flame retardant according to DIN 4102-1


Filler Standard 100 by OEKO-TEX®

Optional glass attachments (rectangle & trapezoid)


Optional organizational accessories

Optionally with an acoustic filling made of sheep's
wool - 100% sustainable


Standard position (in rectangle and trapezoid shape)



H-position (trapezoid)




Double-H-position (trapezoid)




T-position (rectangle)



U-position (trapezoid)



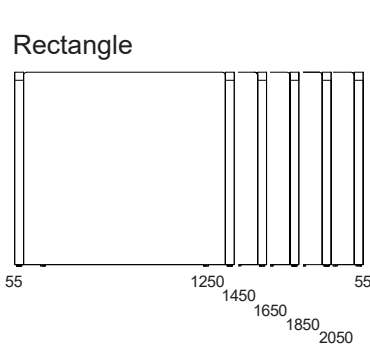
Double-U-position (trapezoid)



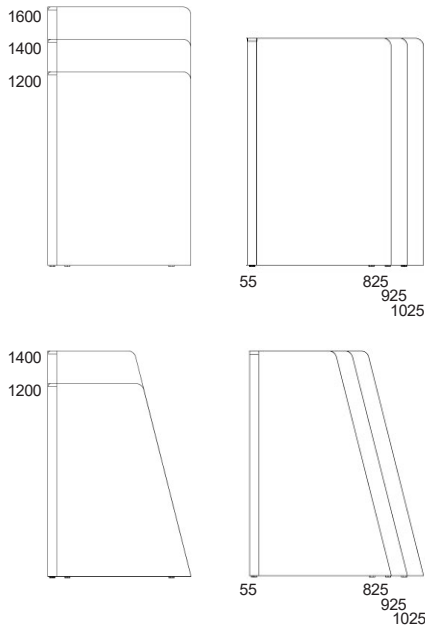
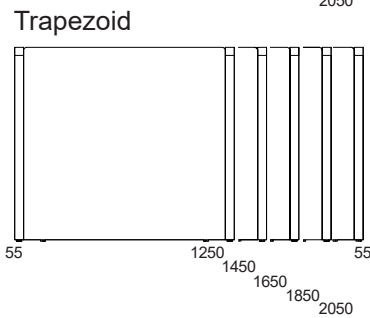
L-position left/right (rectangle)

Format width/ height / depth mm

Rectangle



Trapezoid

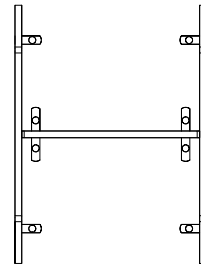


Cantilever foot inside

L-position



H-position



Mood Line 55 mm

Sound absorption coefficient a_p per DIN EN ISO 354

125 Hz	a_p 0,33
250 Hz	a_p 0,59
500 Hz	a_p 0,77
1000 Hz	a_p 0,87
2000 Hz	a_p 0,94
4000 Hz	a_p 0,96

Rated sound absorption coefficient a_w 0,80 (H).
DIN EN ISO 354 test certificate

Option glass top height 300 / 400 mm

Rechteck

Trapezoid



Clamp in RAL 7016 anthracite gray /
RAL 9006 white aluminum